



SAW Components

Data Sheet





SAW Components

X 7303 P

Bandpass Filter

44,00 MHz

Data Sheet



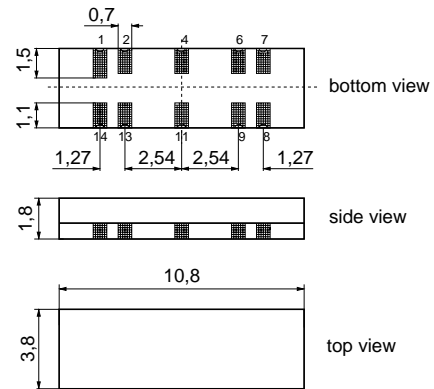
Standard

Polymer package **DOC14A**

- HDTV

Features

- Constant group delay
- Optimized for cascade of two devices
- Unbalanced input option
- **Surface Mounted Technology (SMT)**



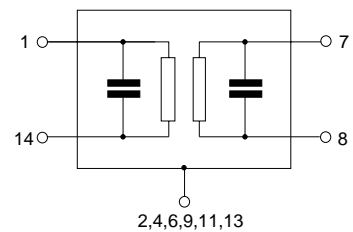
Terminals

- Gold plated

Dimensions in mm, approx. weight 0,14 g

Pin configuration

- 1 Input
- 14 Input
- 4,9,11,13 Case – ground
- 2,6 Ground
- 7 Output
- 8 Output



Type	Ordering code	Marking and package according to	Packing according to
X 7303 P	B39440-X7303-P200	C61157-A5-A1	F61074-V8188-Z000

Maximum ratings

Operable temperature range	T_A	-25/+65	°C	
Storage temperature range	T_{stg}	-40/+85	°C	
DC voltage	V_{DC}	0	V	between any terminals
AC voltage	V_{pp}	10	V	between any terminals



SAW Components

X 7303 P

Bandpass Filter

44,00 MHz

Data Sheet



Characteristics

Reference temperature:

$$T_A = 25 \text{ }^\circ\text{C}$$

Terminating source impedance:

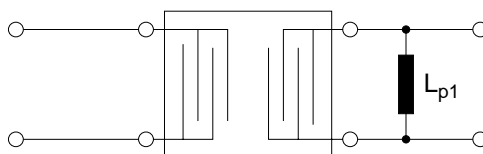
$$Z_S = 50 \text{ } \Omega$$

Terminating load impedance:

$$Z_L = 2 \text{ k}\Omega \parallel 3 \text{ pF and matching network}$$

		min.	typ.	max.	
Insertion attenuation					
Reference level for the following data	44,00 MHz	18,0	19,5	21,0	dB
Amplitude ripple (p-p)					
	41,60 ... 46,40 MHz	—	1,0	—	dB
Relative attenuation					
	40,75 MHz	22,0	28,0	—	dB
	41,35 MHz	0,9	1,9	2,9	dB
	41,60 MHz	-0,7	0,3	1,3	dB
	46,40 MHz	-1,0	0,0	1,0	dB
	46,65 MHz	0,9	1,9	2,9	dB
	47,25 MHz	22,0	29,0	—	dB
Lower sidelobe	35,00 ... 39,50 MHz	28,0	34,0	—	dB
	39,50 ... 40,20 MHz	29,0	35,0	—	dB
Upper sidelobe	47,65 ... 48,50 MHz	24,0	29,0	—	dB
	48,50 ... 55,00 MHz	29,0	35,0	—	dB
Reflected wave signal suppression					
1,5 μ s ... 6,0 μ s after main pulse (test pulse 250 ns, carrier frequency 44,00 MHz)		42,0	54,0	—	dB
Group delay ripple (p-p)					
	41,35 ... 46,65 MHz	—	70	—	ns
Impedance at 44,00 MHz					
Input: $Z_{IN} = R_{IN} \parallel C_{IN}$		—	3,6 \parallel 14,7	—	k Ω \parallel pF
Output: $Z_{OUT} = R_{OUT} \parallel C_{OUT}$		—	8,8 \parallel 4,3	—	k Ω \parallel pF
Temperature coefficient of frequency					
TC_f		—	-18	—	ppm/K

Matching network:



$$L_{p1} = 1800 \text{ nH}$$



SAW Components

X 7303 P

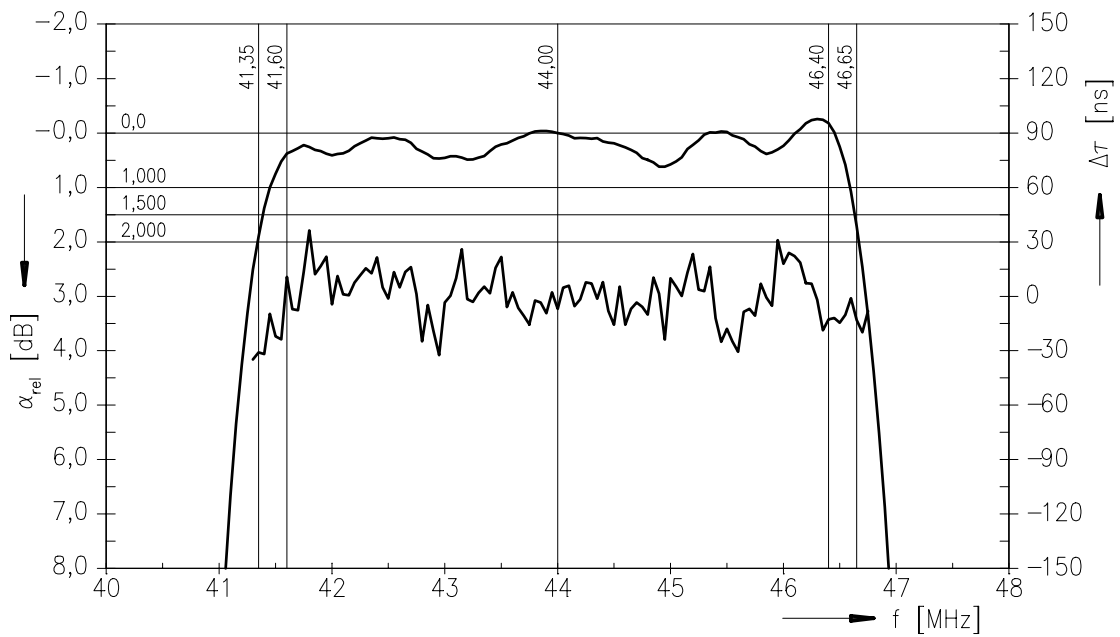
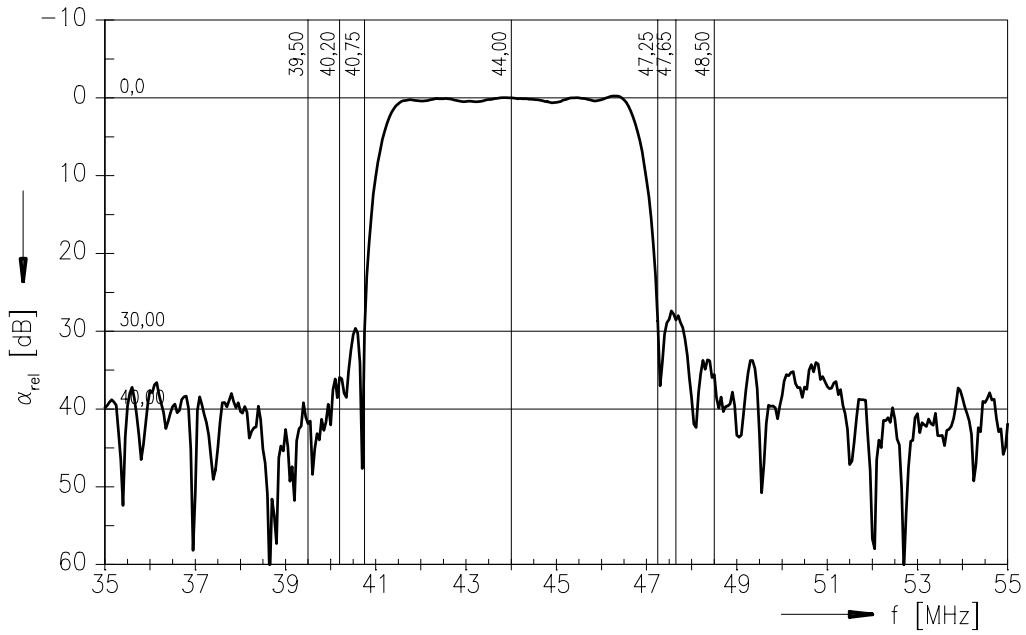
Bandpass Filter

44,00 MHz

Data Sheet



Frequency response





SAW Components

X 7303 P

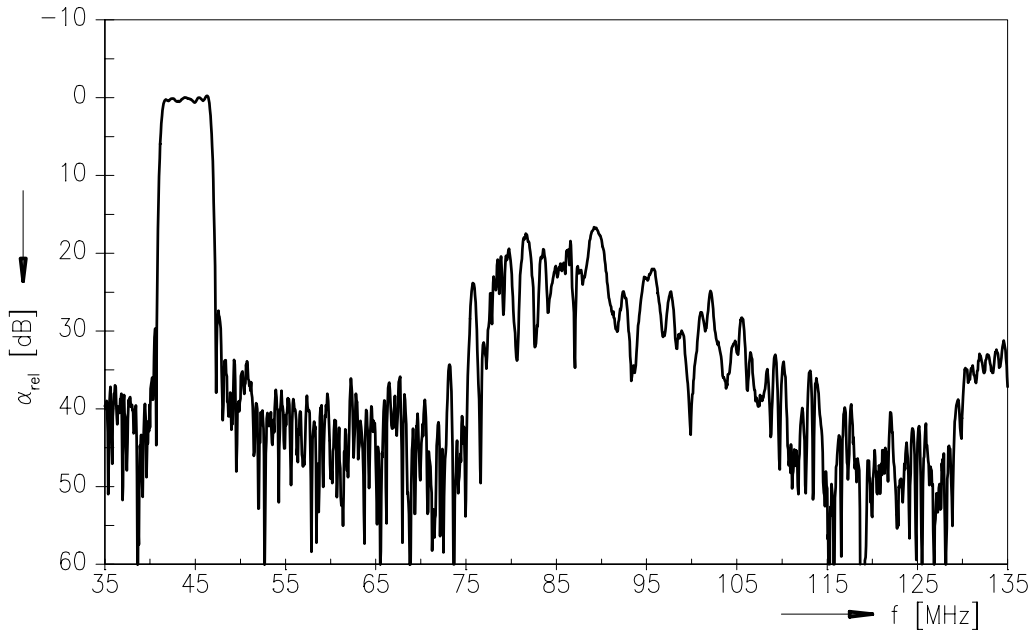
Bandpass Filter

44,00 MHz

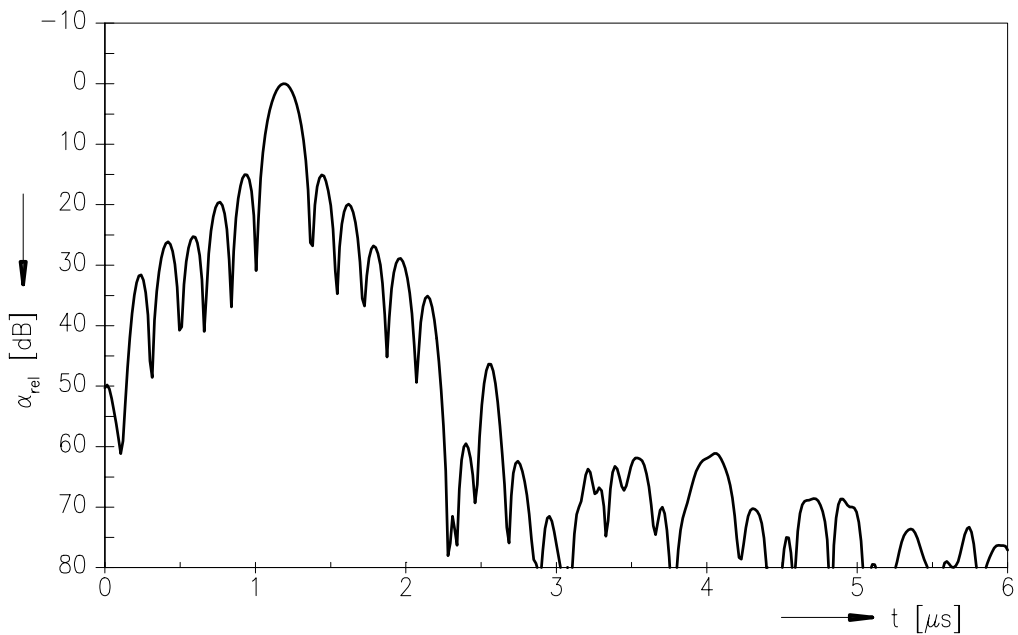
Data Sheet



Frequency response



Time domain response





SAW Components	X 7303 P
Bandpass Filter	44,00 MHz
Data Sheet	

Published by EPCOS AG
Surface Acoustic Wave Components Division, SAW CE MM PD
P.O. Box 80 17 09, D-81617 München

© EPCOS AG 2003. Reproduction, publication and dissemination of this brochure and the information contained therein without EPCOS' prior express consent is prohibited.

Purchase orders are subject to the General Conditions for the Supply of Products and Services of the Electrical and Electronics Industry recommended by the ZVEI (German Electrical and Electronic Manufacturers' Association), unless otherwise agreed.

This brochure replaces the previous edition.

For questions on technology, prices and delivery please contact the Sales Offices of EPCOS AG or the international Representatives.

Due to technical requirements components may contain dangerous substances. For information on the type in question please also contact one of our Sales Offices.